



Patsakis, Georgios (IND ENG 166 LEC 001 DECISION ANALYTICS) - Spring 2018

[ENGINEERING] Spring 2018 Evaluations

Project Audience 75

Responses Received 20

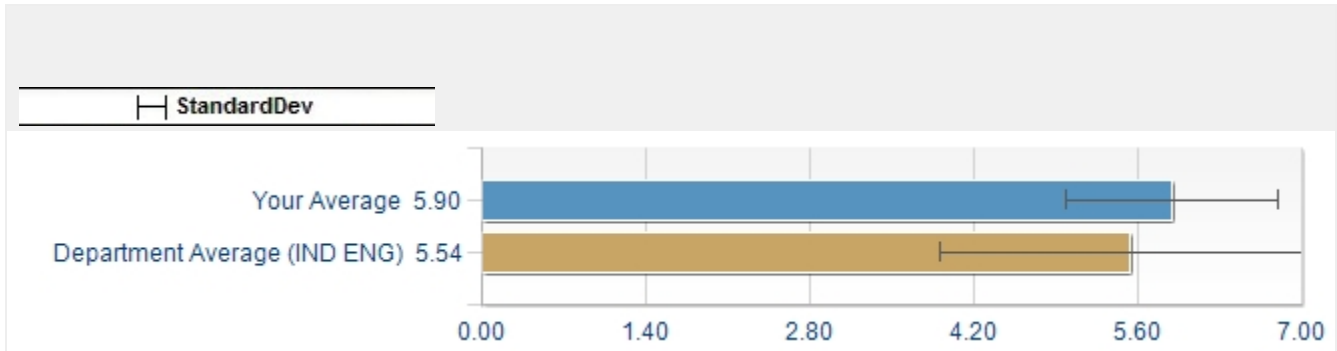
Response Ratio 26.67%

Creation Date Wed, May 30, 2018



Course Ratings

Focusing now on the course content, how worthwhile was this course in comparison to others you have taken in this department?

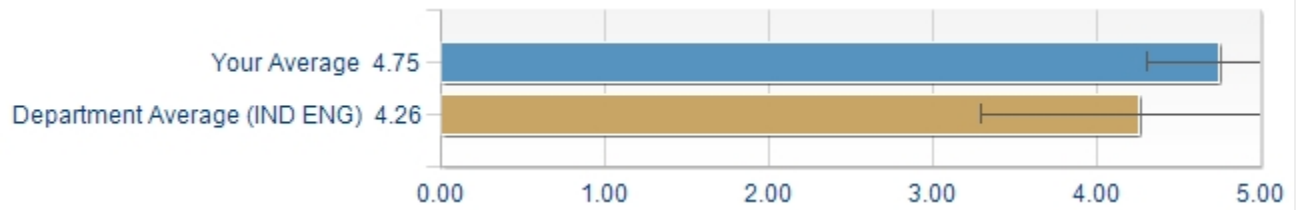


Options	Count	Percentage
1-Least Worthwhile	0	0.00%
2	0	0.00%
3	0	0.00%
4	1	5.00%
5	6	30.00%
6	7	35.00%
7-Most Worthwhile	6	30.00%

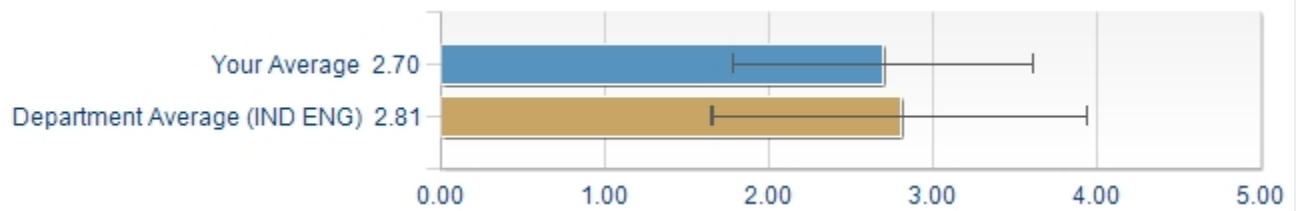
Statistics	Value
Response Count	20
Mean	5.90
Median	6.00
Standard Deviation	0.91

Course Details

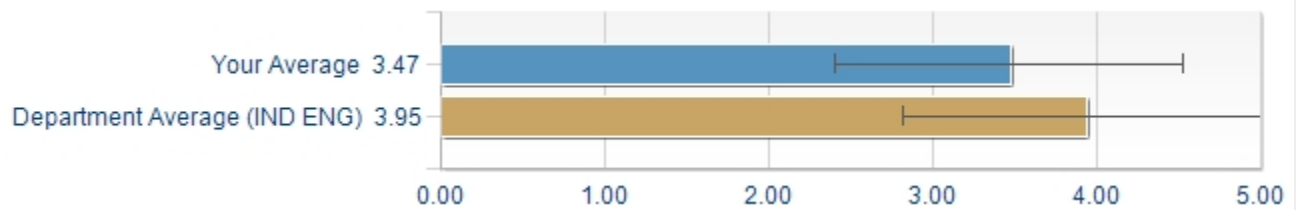
1. Required course material is sufficiently covered in lecture



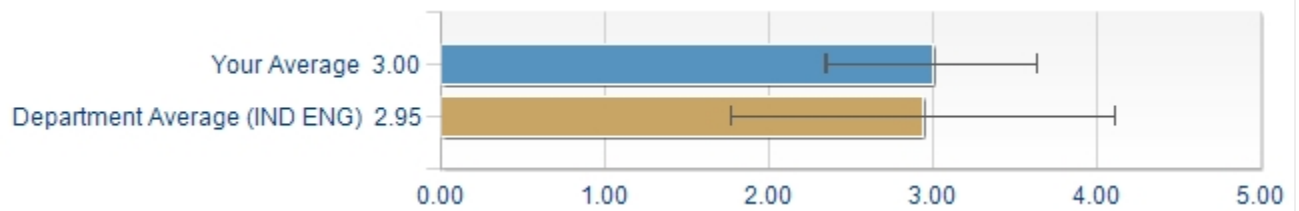
2. Pace of the course is too fast



3. The required text/notes are beneficial



4. Workload is heavier than for courses of comparable credit



1. Required course material is sufficiently covered in lecture

Options	Count	Percentage
1-Strongly Disagree	0	0.00%
Disagree	0	0.00%
Neutral	0	0.00%
Agree	5	25.00%
5-Strongly Agree	15	75.00%

Statistics	Value
Response Count	20
Mean	4.75
Median	5.00
Standard Deviation	0.44

3. The required text/notes are beneficial

Options	Count	Percentage
1-Strongly Disagree	1	5.26%
Disagree	3	15.79%
Neutral	3	15.79%
Agree	10	52.63%
5-Strongly Agree	2	10.53%

Statistics	Value
Response Count	19
Mean	3.47
Median	4.00
Standard Deviation	1.07

2. Pace of the course is too fast

Options	Count	Percentage
1-Strongly Disagree	2	10.00%
Disagree	5	25.00%
Neutral	11	55.00%
Agree	1	5.00%
5-Strongly Agree	1	5.00%

Statistics	Value
Response Count	20
Mean	2.70
Median	3.00
Standard Deviation	0.92

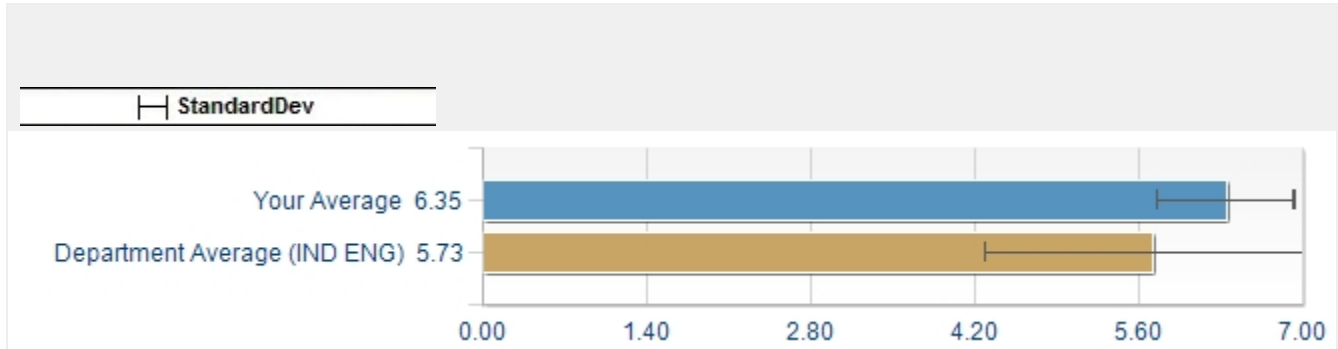
4. Workload is heavier than for courses of comparable credit

Options	Count	Percentage
1-Strongly Disagree	0	0.00%
Disagree	3	15.00%
Neutral	15	75.00%
Agree	1	5.00%
5-Strongly Agree	1	5.00%

Statistics	Value
Response Count	20
Mean	3.00
Median	3.00
Standard Deviation	0.65

Instructor Ratings

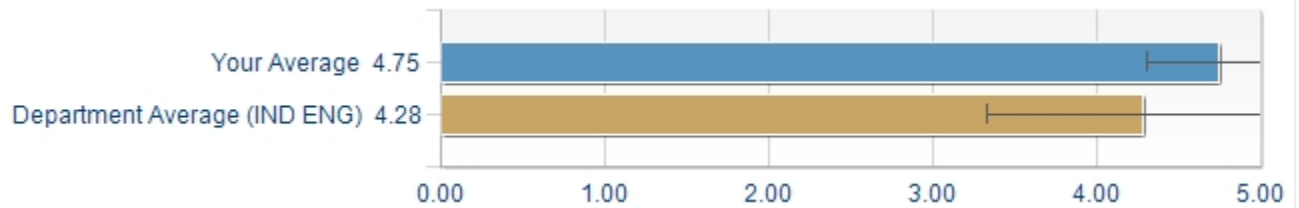
Considering both the limitations and possibilities of the subject matter and course, how would you rate the overall teaching effectiveness of this instructor?



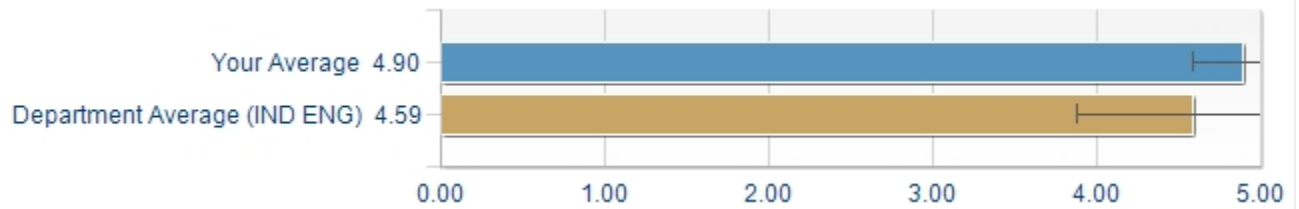
Options	Count	Percentage
1-Least Effective	0	0.00%
2	0	0.00%
3	0	0.00%
4	0	0.00%
5	1	5.00%
6	11	55.00%
7-Most Effective	8	40.00%

Classroom Presentation

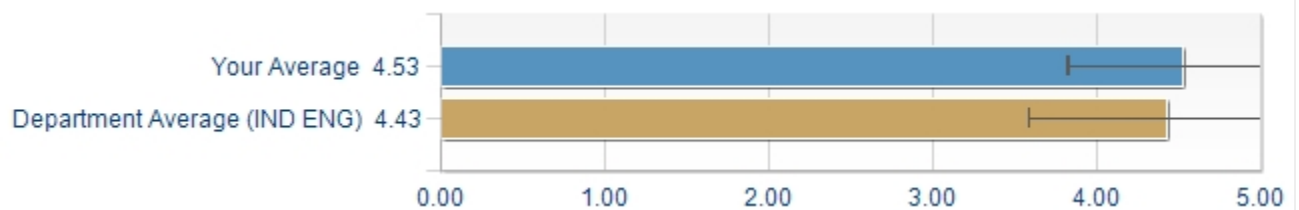
1. Gives lectures that are well organized



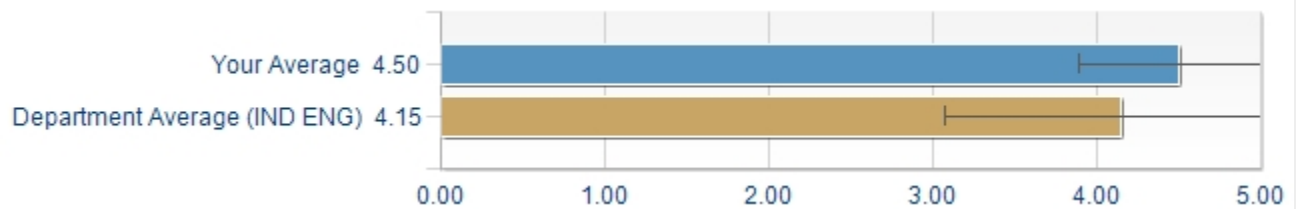
2. Is enthusiastic about the subject matter



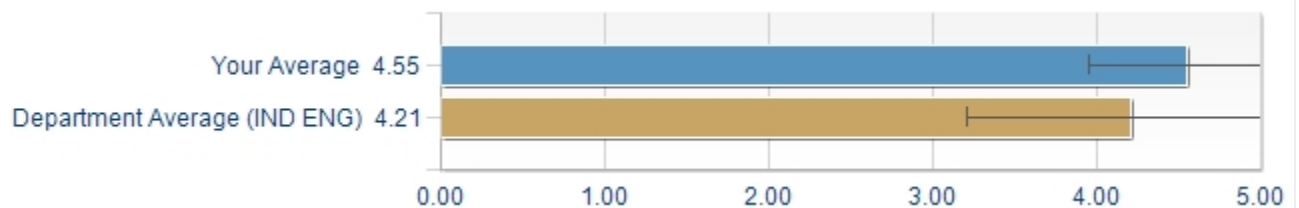
3. Identifies what he/she considers important



4. Has an interesting style of presentation



5. Uses visual aids and blackboards effectively



1. Gives lectures that are well organized

Options	Count	Percentage
1-Strongly Disagree	0	0.00%
Disagree	0	0.00%
Neutral	0	0.00%
Agree	5	25.00%
5-Strongly Agree	15	75.00%

Statistics	Value
Response Count	20
Mean	4.75
Median	5.00
Standard Deviation	0.44

2. Is enthusiastic about the subject matter

Options	Count	Percentage
1-Strongly Disagree	0	0.00%
Disagree	0	0.00%
Neutral	0	0.00%
Agree	2	10.00%
5-Strongly Agree	18	90.00%

Statistics	Value
Response Count	20
Mean	4.90
Median	5.00
Standard Deviation	0.31

3. Identifies what he/she considers important

Options	Count	Percentage
1-Strongly Disagree	0	0.00%
Disagree	0	0.00%
Neutral	2	10.53%
Agree	5	26.32%
5-Strongly Agree	12	63.16%

Statistics	Value
Response Count	19
Mean	4.53
Median	5.00
Standard Deviation	0.70

4. Has an interesting style of presentation

Options	Count	Percentage
1-Strongly Disagree	0	0.00%
Disagree	0	0.00%
Neutral	1	5.00%
Agree	8	40.00%
5-Strongly Agree	11	55.00%

Statistics	Value
Response Count	20
Mean	4.50
Median	5.00
Standard Deviation	0.61

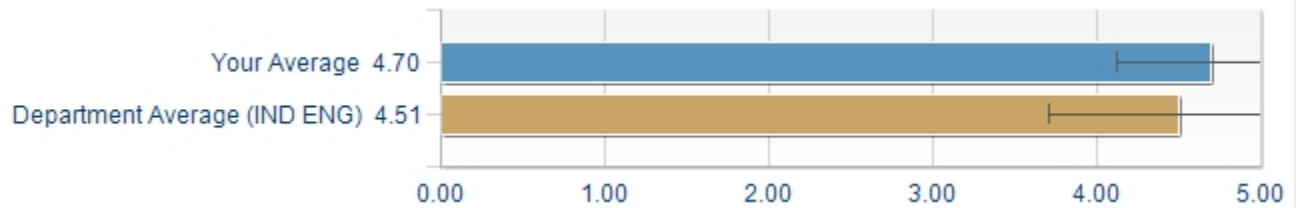
5. Uses visual aids and blackboards effectively

Options	Count	Percentage
1-Strongly Disagree	0	0.00%
Disagree	0	0.00%
Neutral	1	5.00%
Agree	7	35.00%
5-Strongly Agree	12	60.00%

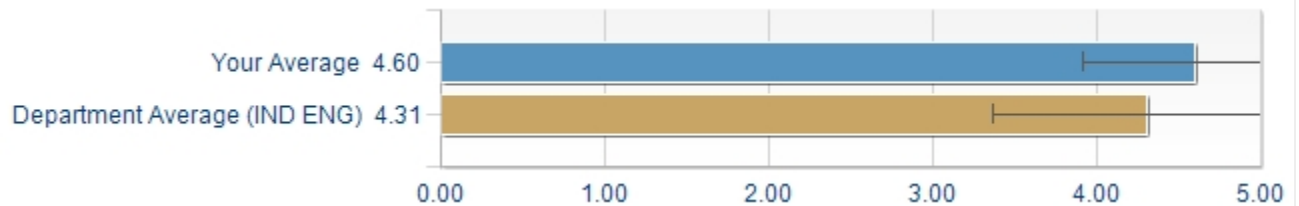
Statistics	Value
Response Count	20
Mean	4.55
Median	5.00
Standard Deviation	0.60

Interaction With Students

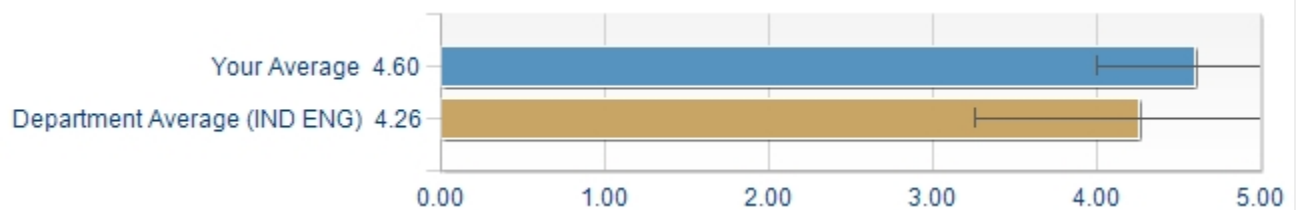
1. Encourages questions from students



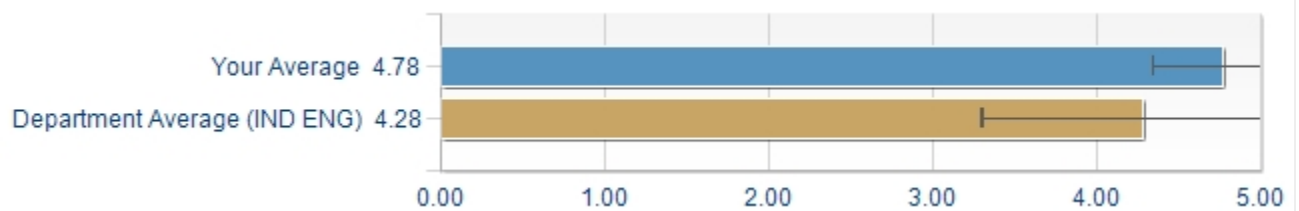
2. Is careful and precise in answering questions



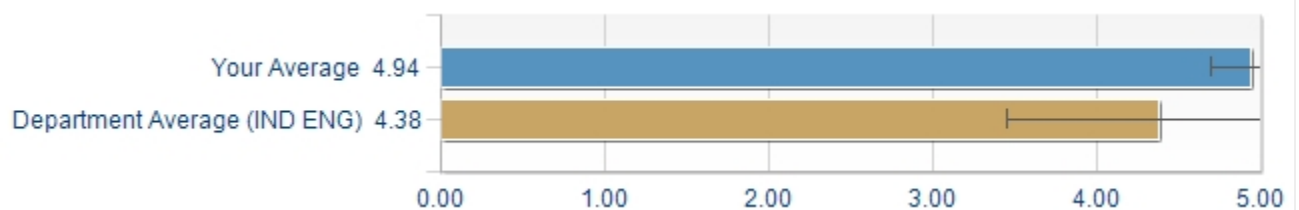
3. Relates to students as individuals



4. Is accessible to students outside of class



5. Is friendly and helpful to students during office hours



1. Encourages questions from students

Options	Count	Percentage
1-Strongly Disagree	0	0.00%
Disagree	0	0.00%
Neutral	1	5.00%
Agree	4	20.00%
5-Strongly Agree	15	75.00%

Statistics	Value
Response Count	20
Mean	4.70
Median	5.00
Standard Deviation	0.57

2. Is careful and precise in answering questions

Options	Count	Percentage
1-Strongly Disagree	0	0.00%
Disagree	0	0.00%
Neutral	2	10.00%
Agree	4	20.00%
5-Strongly Agree	14	70.00%

Statistics	Value
Response Count	20
Mean	4.60
Median	5.00
Standard Deviation	0.68

3. Relates to students as individuals

Options	Count	Percentage
1-Strongly Disagree	0	0.00%
Disagree	0	0.00%
Neutral	1	5.00%
Agree	6	30.00%
5-Strongly Agree	13	65.00%

Statistics	Value
Response Count	20
Mean	4.60
Median	5.00
Standard Deviation	0.60

4. Is accessible to students outside of class

Options	Count	Percentage
1-Strongly Disagree	0	0.00%
Disagree	0	0.00%
Neutral	0	0.00%
Agree	4	22.22%
5-Strongly Agree	14	77.78%

Statistics	Value
Response Count	18
Mean	4.78
Median	5.00
Standard Deviation	0.43

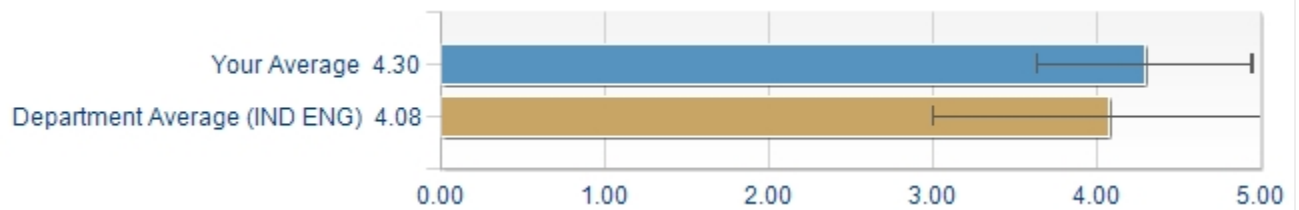
5. Is friendly and helpful to students during office hours

Options	Count	Percentage
1-Strongly Disagree	0	0.00%
Disagree	0	0.00%
Neutral	0	0.00%
Agree	1	5.88%
5-Strongly Agree	16	94.12%

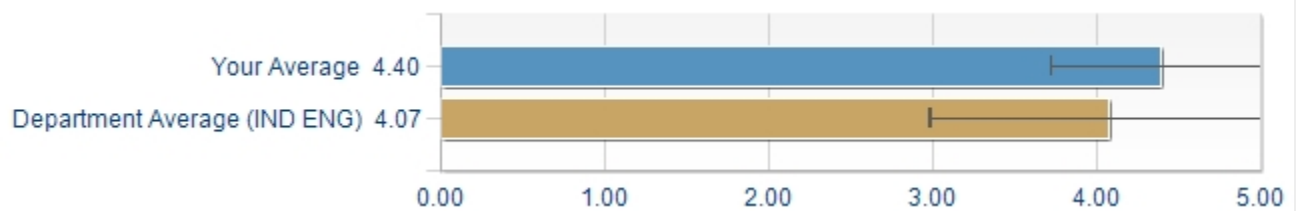
Statistics	Value
Response Count	17
Mean	4.94
Median	5.00
Standard Deviation	0.24

Assignments and Exams

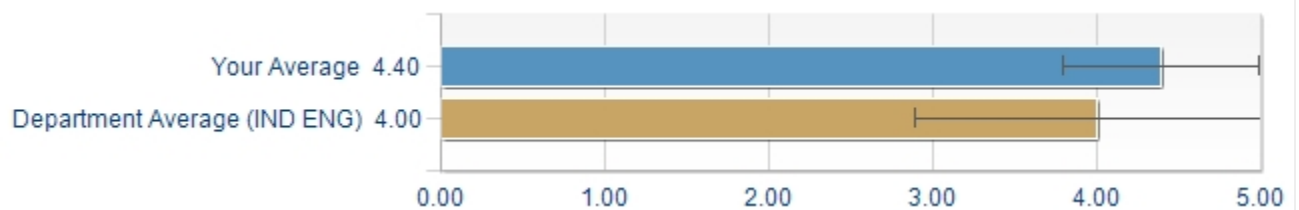
1. Gives interesting and stimulating assignments



2. Gives exams that permit students to show their understanding



3. Uses a grading system that is clearly defined and equitable



1. Gives interesting and stimulating assignments

Options	Count	Percentage
1-Strongly Disagree	0	0.00%
Disagree	0	0.00%
Neutral	2	10.00%
Agree	10	50.00%
5-Strongly Agree	8	40.00%

Statistics	Value
Response Count	20
Mean	4.30
Median	4.00
Standard Deviation	0.66

2. Gives exams that permit students to show their understanding

Options	Count	Percentage
1-Strongly Disagree	0	0.00%
Disagree	0	0.00%
Neutral	2	10.00%
Agree	8	40.00%
5-Strongly Agree	10	50.00%

Statistics	Value
Response Count	20
Mean	4.40
Median	4.50
Standard Deviation	0.68

3. Uses a grading system that is clearly defined and equitable

Options	Count	Percentage
1-Strongly Disagree	0	0.00%
Disagree	0	0.00%
Neutral	1	5.00%
Agree	10	50.00%
5-Strongly Agree	9	45.00%

Statistics	Value
Response Count	20
Mean	4.40
Median	4.00
Standard Deviation	0.60

Open Ended Questions

Course

Please provide comments or suggestions about the organization of the course and the text/notes

Comments
The textbook wasn't that useful, but we learned what we needed in class.
Loved the course and lectures but the reader is disorganized and very hard to navigate.
I felt that the course's pace was well aligned with the academic rigor and objectives of the course.
Reasonable workload. Lecture pace is fine. Reader wasn't that helpful (so should probably just post it on bCourses rather than asking students to pay for it when they probably won't need it).
Making the homeworks midterm level was a good idea – definitely helped prepare for the midterms.
I think maybe the lecture slides could have been more informative, especially since it would have been helpful to study for the midterms. Definitely the second half of the class the lecture slides were very helpful, but during the first half of the course it would have been nice to have more words on the slides.
The textbook isn't really required. Perhaps it could be marked "optional" and there could be a class copy to get the few homework questions assigned from the textbook without spending the money
Class text was not very useful, since the same concepts could be learned from lecture notes and slides. Course reader seemed very outdated.

Please provide additional comments or suggestions about the course

Comments
Very interesting and applicable course. the software seemed a little outdated though
We could do more theory and/or proofs to supplement the existing material.
Pretty helpful, though I'm not sure whether I'll use the course material professionally.
I love the topic! I really enjoyed the guest speaker demonstrating the real world applications
Very useful class in how to make data-driven decisions

Instructor

Please comment on the strengths and weaknesses of the instructor in classroom presentation and provide suggestions, if any, for improvement.

Comments
very clear and knowledgeable, and prepared.
Great instructor!
One of the best lecturers I've had.
George is a fabulous instructor who is able to clearly articulate the course material. He is enthusiastic about the course and does a great job helping and assisting students with the course material.
Lectures were generally interesting and effective at communicating course content. More example problems would have been helpful. Handwriting was generally clear.
As the first time teaching a course (I believe) — requires more time identifying important concepts / what tests look like during the lectures
One of the best instructors I've had at Berkeley!
Georgios did a great job coming prepared to class with lecture material and deriving equations and proofs when necessary to facilitate understanding or intuition.

What is your opinion of the instructor's effectiveness in interacting with students? Any suggestions for improvement?

Comments
the professor was really concerned about us understanding the material and he would stay extra time with me helping me understand class concepts during office hours
Genuinely cared about students and that they understood what was going on. patient in answering questions.
He makes himself readily available to students.
Georgios is great!
I think that George does a phenomenal job in providing a nurturing student–instructor relationship
Could be better at listening to student questions. Sometimes students simply misunderstand or misread something and don't need a full explanation, but instructor doesn't always realize that. I appreciated the mid–semester feedback survey.
Georgios is very accessible both in class and during office hours, he is extremely patient when explaining problems and always willing to extend his office hours to help students out
One of the nicest guys ever. Really enjoyed his lectures
Georgios had a good sense of humor and always asked for questions in between sections and at the end of each class. Maybe could have changed the culture behind that since not many students spoke up during question time.

Please give your opinions on the nature and quality of the exams and assignments/projects

Comments
for midterm 2, i felt like i knew the content but i didnt have enough time to go over my answers and made silly mistakes that i could have corrected with a little more time.
Homework can feel repetitive. Exams could be harder as well.
Assignments and exams are fair and reasonable.
The utility questions on the second midterm weren't really covered in the homework :(
The exams were very straightforward and much, much better and clearer than any of the practice exams from past semesters.

Please provide additional comments or suggestions about the instructor

Comments

great job!

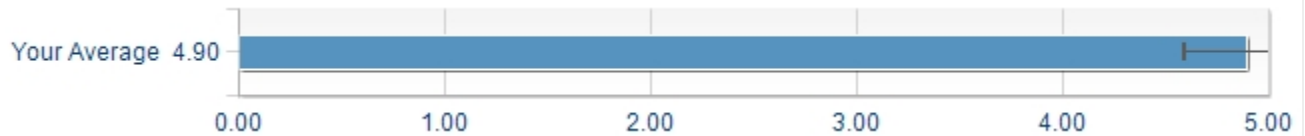
This was a thoughtfully structured and well thought out class.

ABET Outcomes

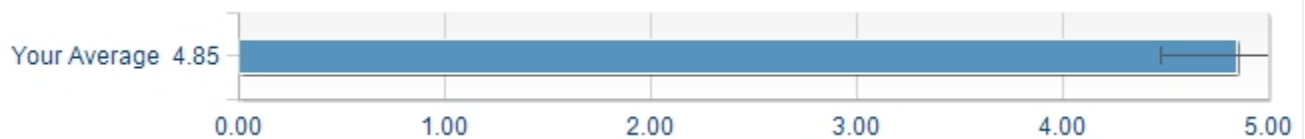
If this section is empty, ABET outcomes were not surveyed for this course.

IEOR 166

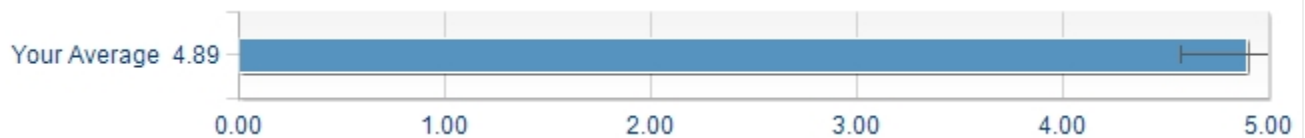
1. Formulate decision problems using decision trees and influence diagrams.



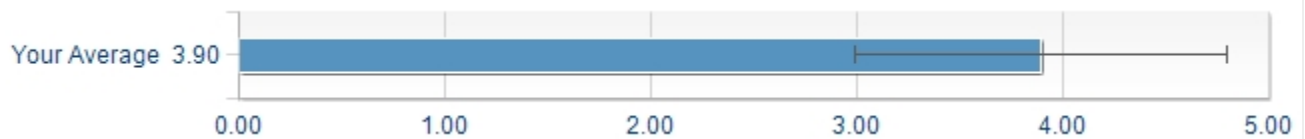
2. Structure and manipulate probabilistic information and forecasts in the context of decision problems.




3. Be able to assess the value of perfect and imperfect information.



4. Use decision analysis software to evaluate decision trees and perform sensitivity analyses.



5. Model risk aversion and multi-attribute value functions and incorporate such models in a decision analysis framework.



6. Analyze decisions involving uncertain cash flows in a multi-period setting.

